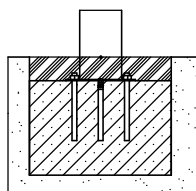
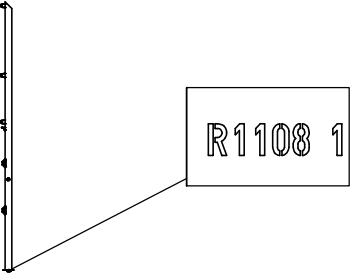
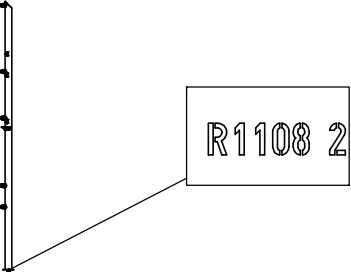
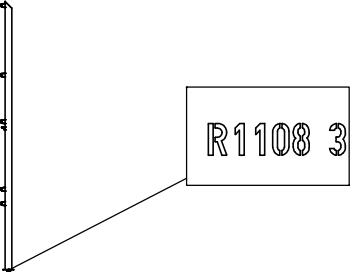
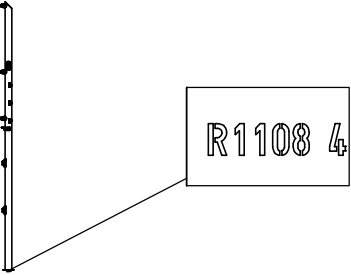
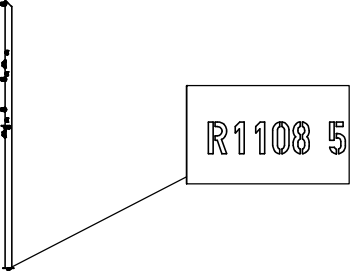
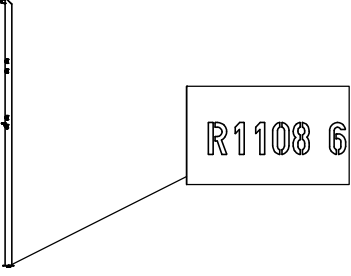


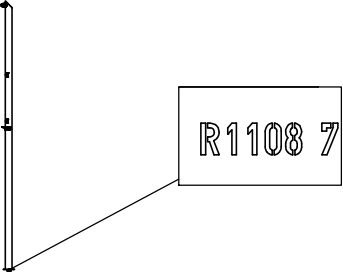
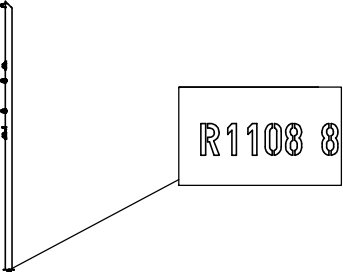
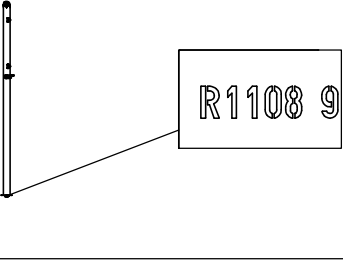
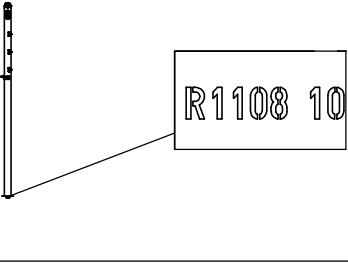
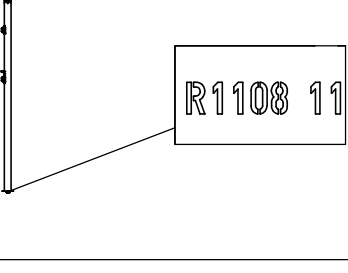
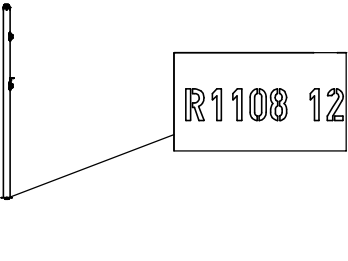
1108N

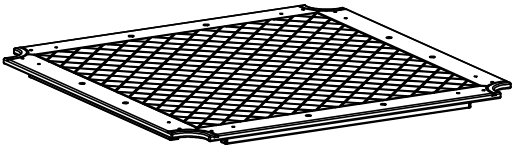
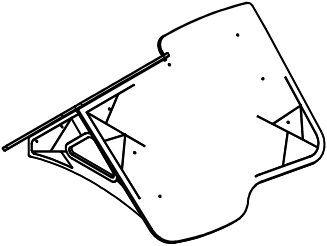


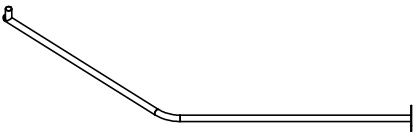
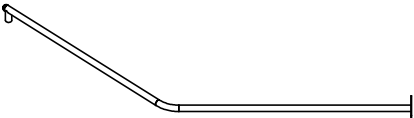


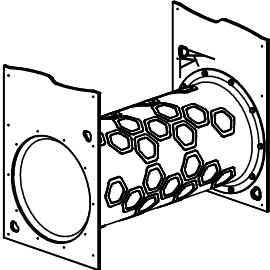
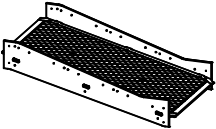
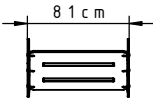
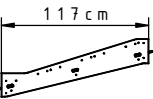
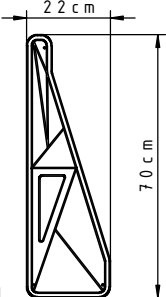
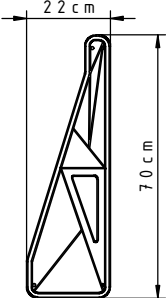
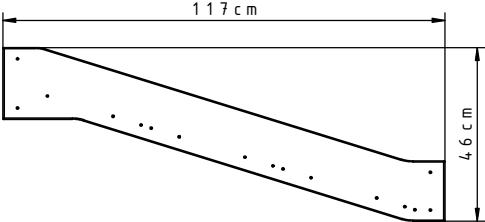
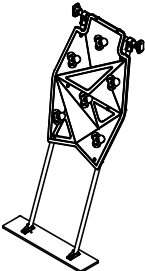
1108F

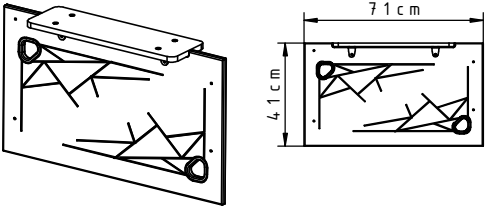
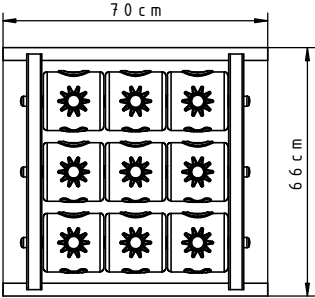
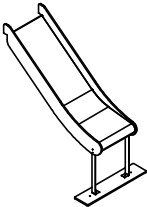
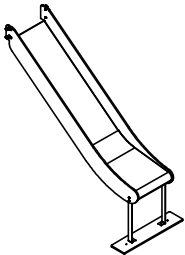
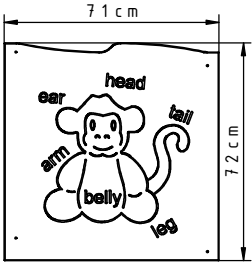
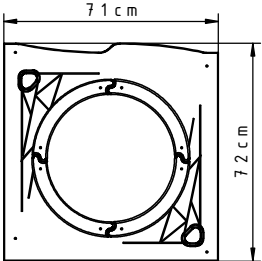
1108

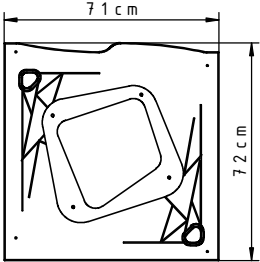
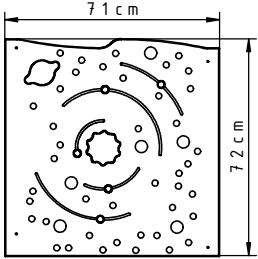
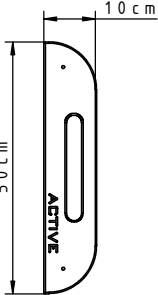
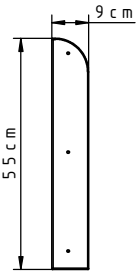
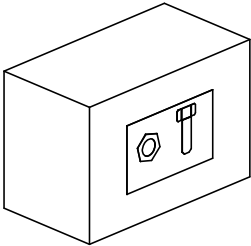
| NR | ELEMENT | 1108N | 1108F |
|----|---|-------|-------|
| E1 |  | 1 | 1 |
| E2 |  | 1 | 1 |
| E3 |  | 1 | 1 |
| E4 |  | 1 | 1 |
| E5 |  | 1 | 1 |
| E6 |  | 1 | 1 |

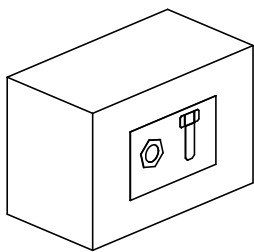
| NR | ELEMENT | 1108N | 1108F |
|-----|---|-------|-------|
| E7 |  | 1 | 1 |
| E8 |  | 1 | 1 |
| E9 |  | 1 | 1 |
| E10 |  | 1 | 1 |
| E11 |  | 1 | 1 |
| E12 |  | 1 | 1 |

| NR | ELEMENT | 1108N | 1108F |
|-----|--|-------|-------|
| E13 | <div><p>F11P_1_HP_g13_v283cm x 83cm</p></div> | 3 | 3 |
| E14 | <div></div> | 2 | 2 |
| E15 | <div><p>R1100_3_Y_v1L= 70cm</p></div> | 3 | 3 |
| E16 | <div><p>H=90cm</p></div> | 1 | 1 |
| E17 | <div><p>H=90cmR</p></div> | 1 | 1 |
| E18 | <div><p>H=90cmL</p></div> | 1 | 1 |

| NR | ELEMENT | 1108N | 1108F |
|-----|---|-------|-------|
| E19 |  | 1 | 1 |
| E20 |    | 1 | 1 |
| E21 |  F11M_14_PE_g15_L_v1 | 6 | 6 |
| E22 |  F11M_14_PE_g15_v1 | 6 | 6 |
| E23 |  F11M_15_HP_g13_v1 | 2 | 2 |
| E24 |  H=120cm | 1 | 1 |

| NR | ELEMENT | 1108N | 1108F |
|-----|--|-------|-------|
| E25 |  | 1 | 1 |
| E26 |  | 1 | 1 |
| E27 |  <p>H=90cm</p> | 1 | 1 |
| E28 |  <p>H=120cm</p> | 1 | 1 |
| E29 |  <p>F1100_2_PE_g15_v1</p> | 1 | 1 |
| E30 |  <p>F1100_9_PE_g15_v1</p> | 1 | 1 |

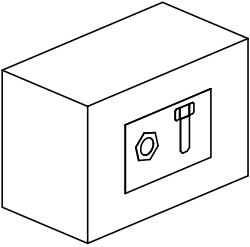
| NR | ELEMENT | 1108N | 1108F |
|-----|--|-------|-------|
| E31 | <div><p>F1100_11_PE_g15_v1</p></div> | 1 | 1 |
| E32 | <div><p>F1100_24_PE_g15_v1</p></div> | 1 | 1 |
| E33 | <div><p>F11X_4_PE_g15_v2</p></div> | 2 | 2 |
| E34 | <div><p>F11X_11_PE_g15_v1</p></div> | 4 | 4 |
| E35 | <div></div> | 1 | 1 |
| | | | |





1108N

1108F

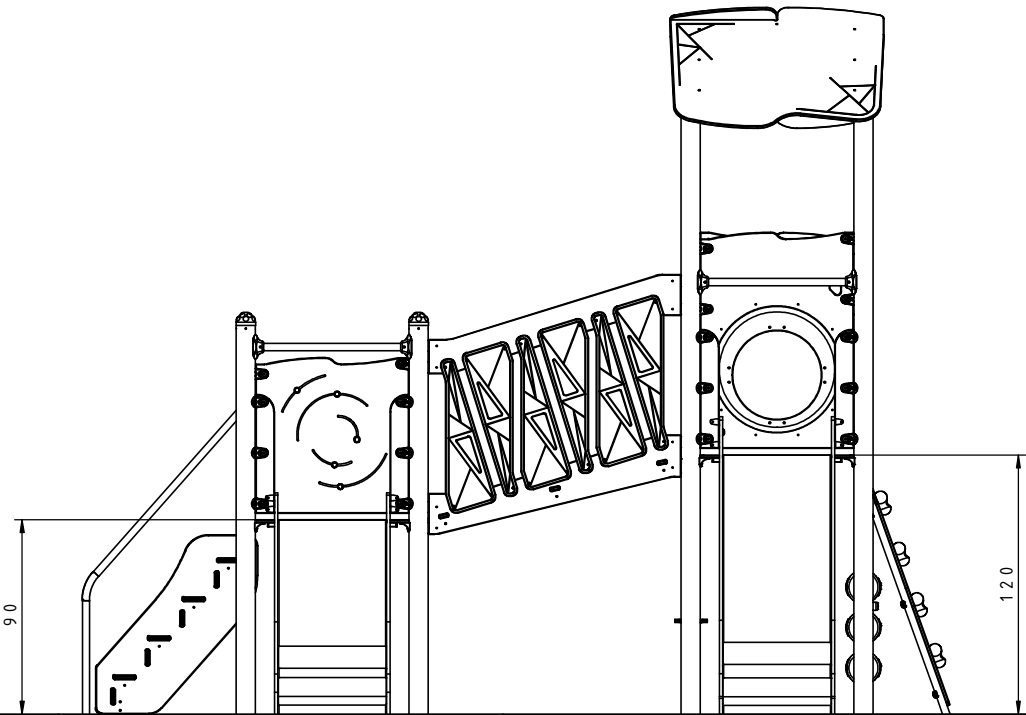
| Nr | Element | DIN | ELEMENT | Σ | Σ |
|-----|---------|----------|-----------------------|-----|-----|
| 9 | | ISO 7380 | M6x25 | 48 | 48 |
| 10 | | DIN 9021 | 6x18 | 76 | 76 |
| 15 | | ISO 7380 | M6x30 | 16 | 16 |
| 16 | | - | K1_d21_B | 76 | 76 |
| 17 | | - | Z1_d21_B | 76 | 76 |
| 18 | | DIN 985 | M6 | 72 | 72 |
| 21 | | DIN 125 | 8x16 | 88 | 100 |
| 22 | | DIN 125 | 6x12 | 132 | 144 |
| 23 | | - | M6x12 | 88 | 100 |
| 24 | | ISO 7380 | M6x16 | 16 | 28 |
| 25 | | ISO 7380 | M6x35 | 52 | 52 |
| 29 | | - | K_5_A2_g2_ G_v2 | 8 | 8 |
| 51 | | ISO 7380 | M6x45 | 4 | 4 |
| 58 | | - | LOCTITE | 1 | 1 |
| 61 | | - | KL105 | | 46 |
| 109 | | DIN 913 | 10x10 | | 2 |
| 121 | | - | 7100_5_A2_ g3_G_v1 | | 6 |
| 139 | | DIN 7991 | M6x16 | | 24 |

| | | | | | |
|--|--|--|--|-------|-------|
|  | | | | 1108N | 1108F |
|--|--|--|--|-------|-------|

| Nr | Element | DIN | ELEMENT | Σ | Σ |
|-----|---|-----|---------|---|---|
| 213 |  | - | Z_NA_1 | 1 | 1 |
| 214 |  | - | Z_NA_2 | 1 | 1 |

| | | | | | |
|--|--|--|--|--|--|
| | | | | | |
|--|--|--|--|--|--|

1108N
1108F



"0"

Technical drawing of a mechanical part, likely a bracket or support structure, showing dimensions in millimeters. The drawing includes a top view and a side view.

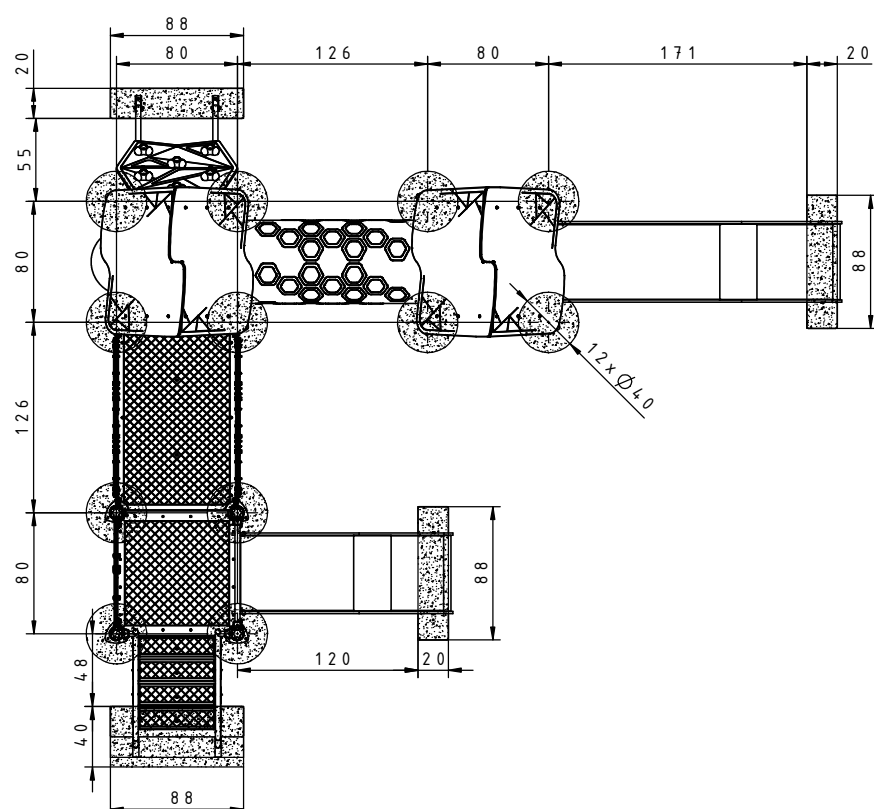
Top View Dimensions:

- Overall width: 846
- Overall height: 702
- Left side width: 150
- Right side width: 200
- Top edge radius: 150
- Bottom edge radius: 150
- Internal width (left section): 150
- Internal width (right section): 200
- Internal height (left section): 100
- Internal height (right section): 100

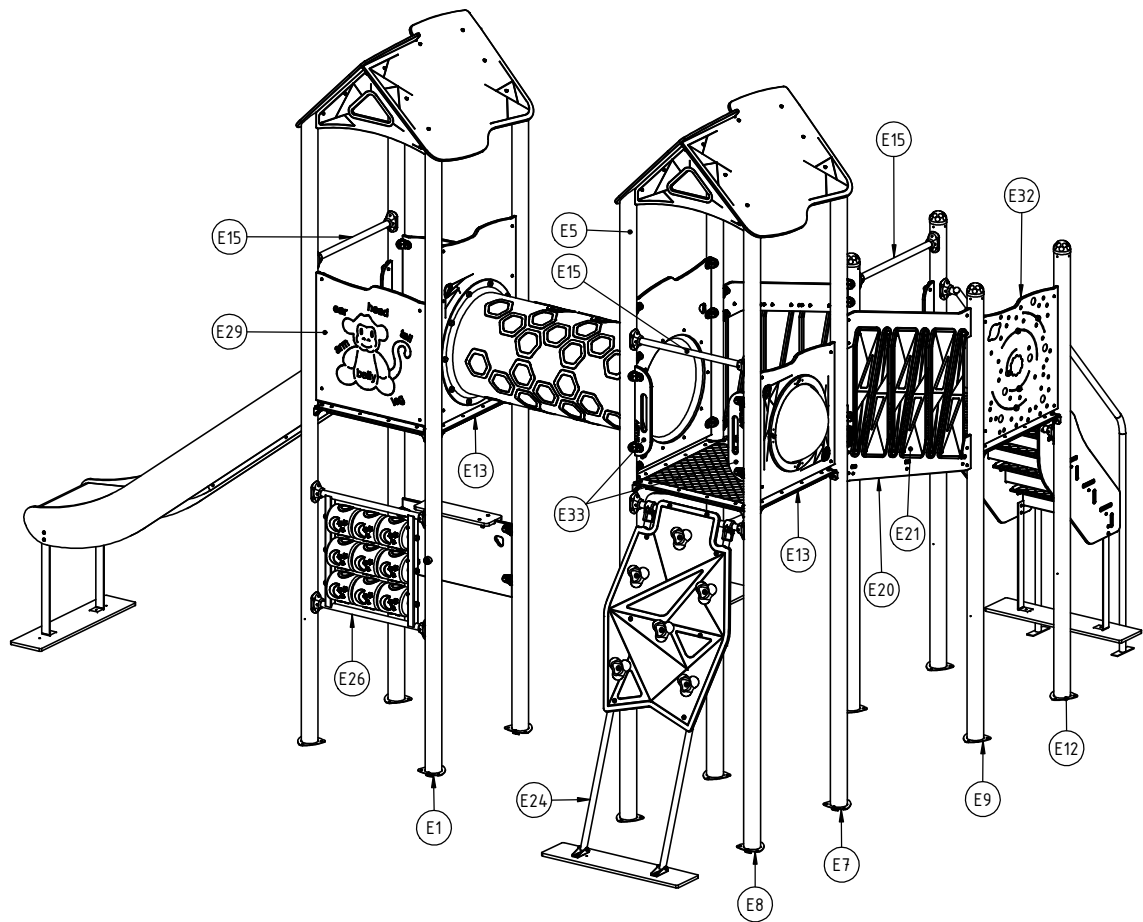
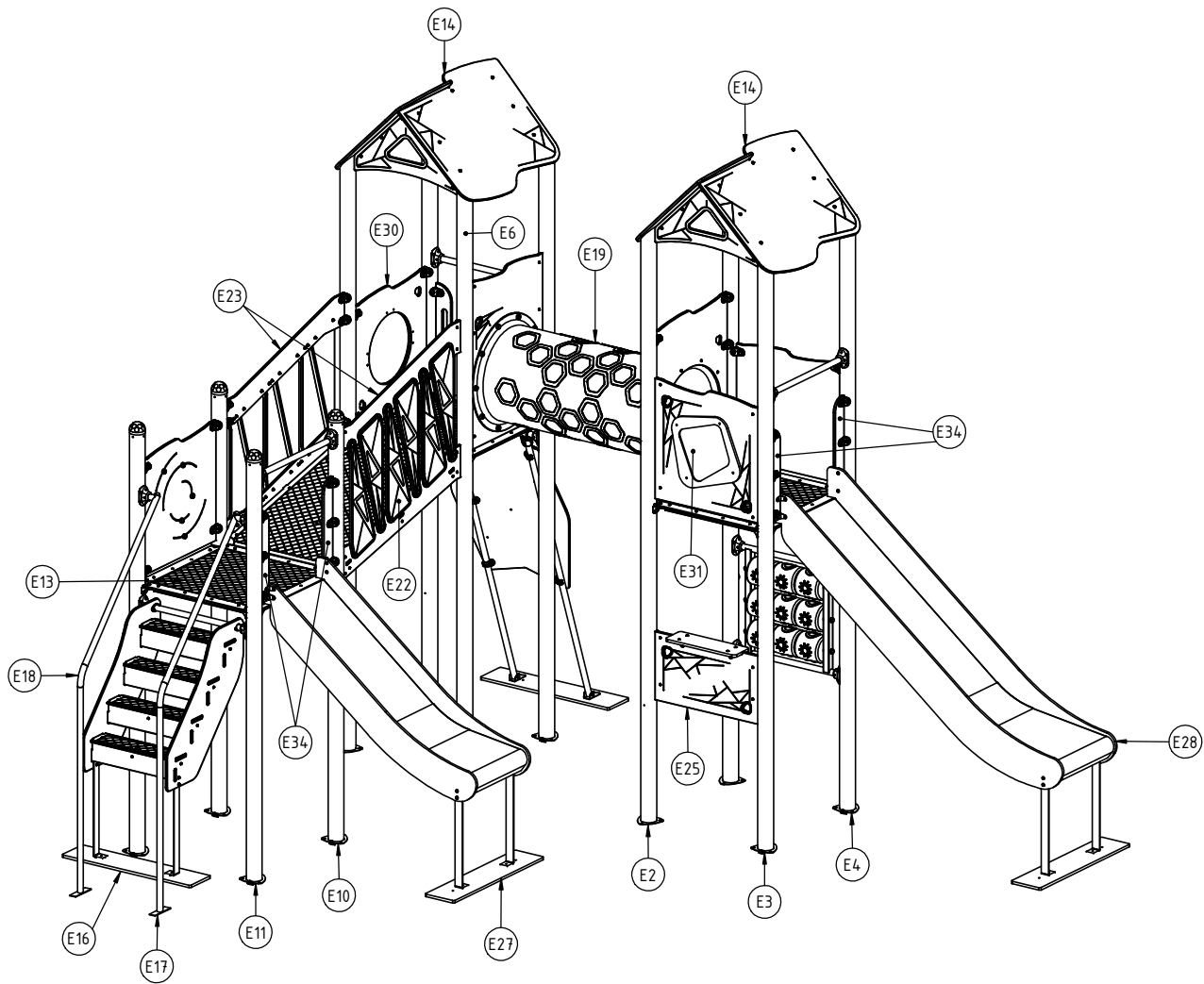
Side View Dimensions:

- Overall height: 496
- Top edge radius: 150
- Bottom edge radius: 150
- Internal height (left section): 100
- Internal height (right section): 100

The drawing shows a complex mechanical part with various internal features, including a central rectangular block, a circular hole, and a series of small rectangular slots. The dimensions are provided for each major section and feature.



1108N
1108F

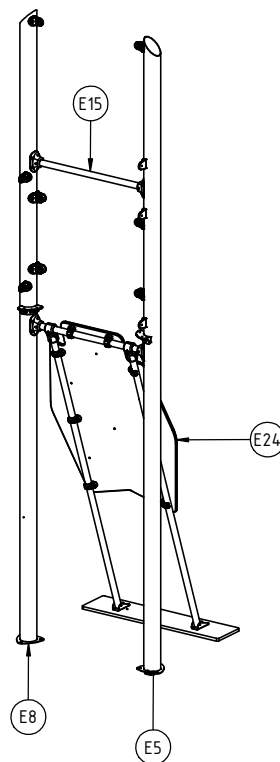


1

1108N
1108F



INST_11_18
INST_11_66

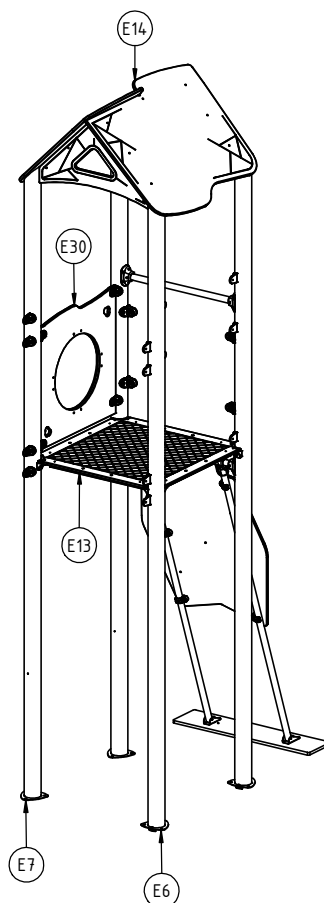


2

1108N
1108F



INST_11_05
INST_11_41
INST_11_68A

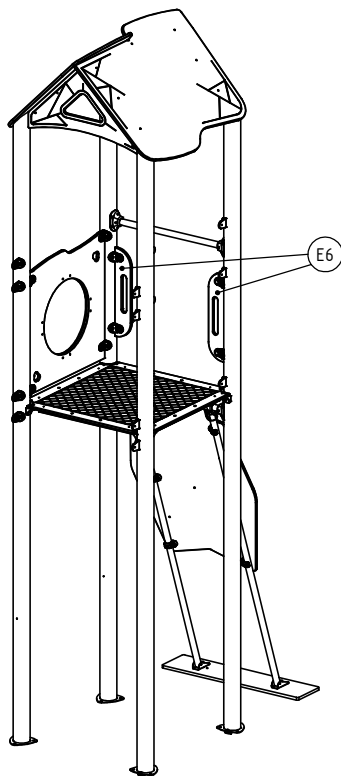


3

1108N
1108F



INST_11_68B

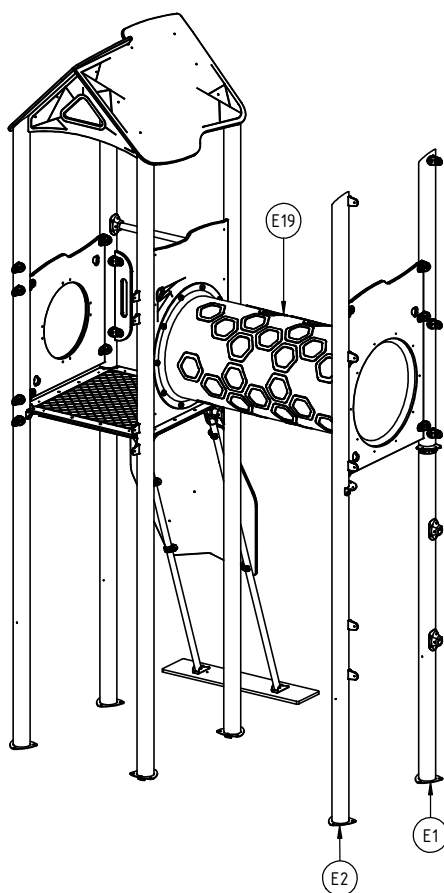


4

1108N
1108F



INST_11_71

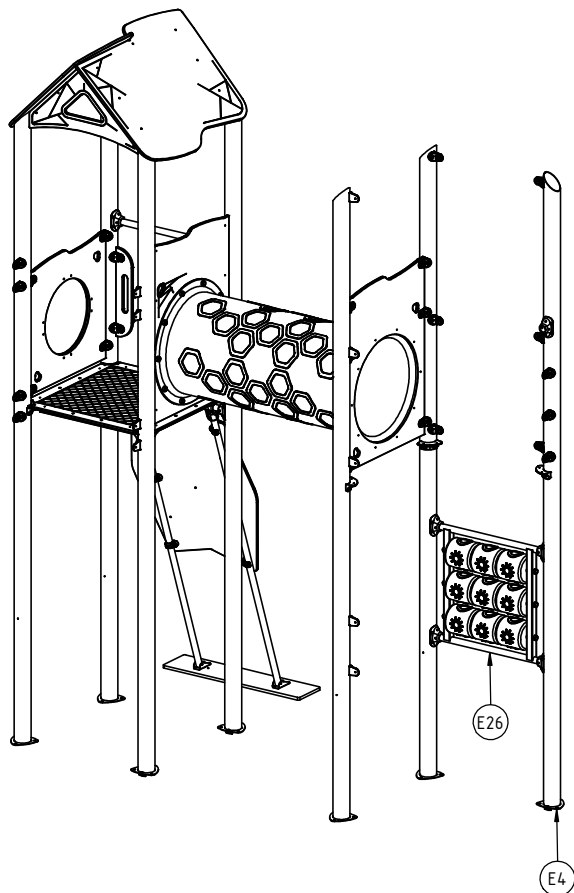


5

1108N
1108F



INST_11_18

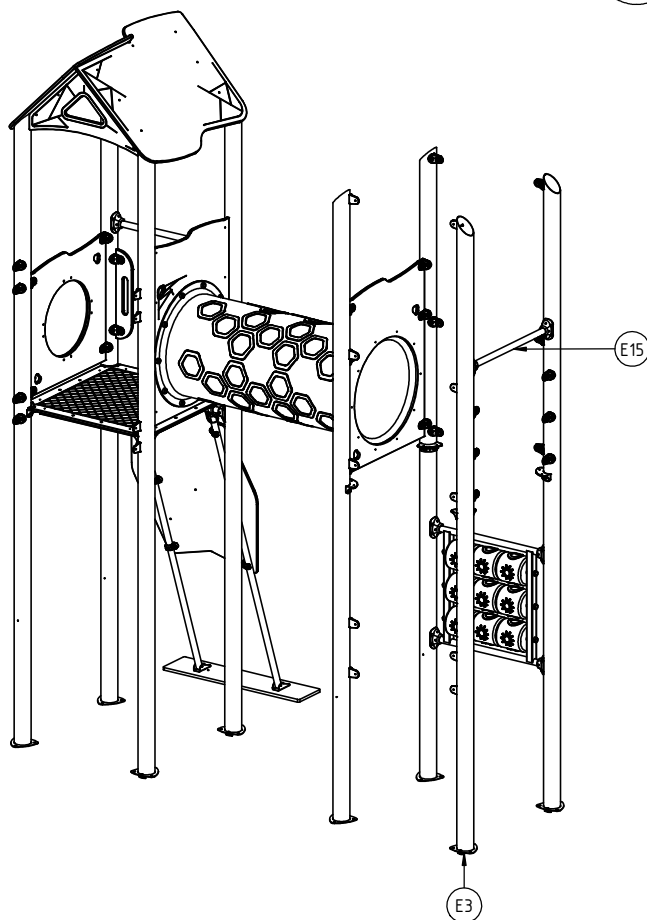


6

1108N
1108F



INST_11_18

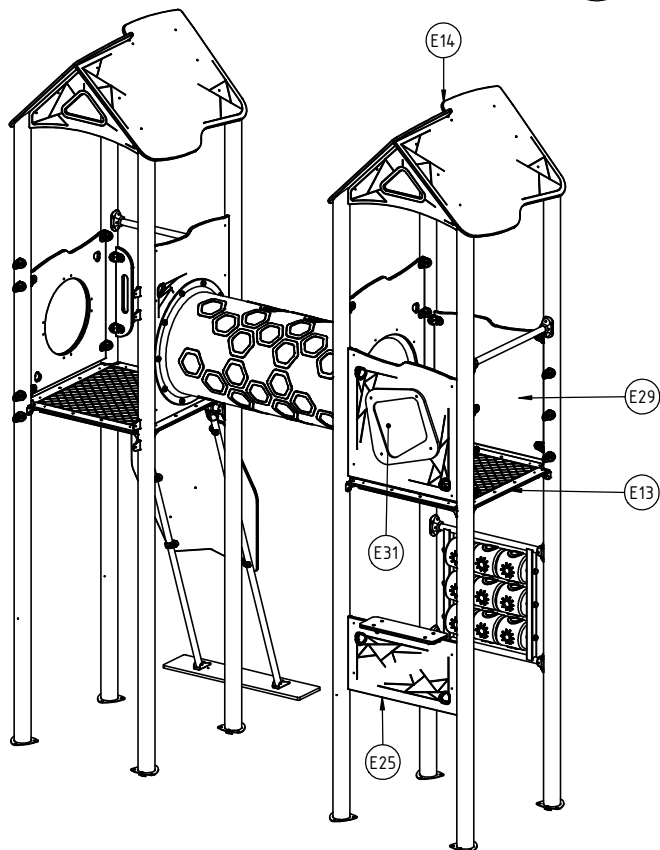


7

1108N
1108F



INST_11_05
INST_11_41
INST_11_68A

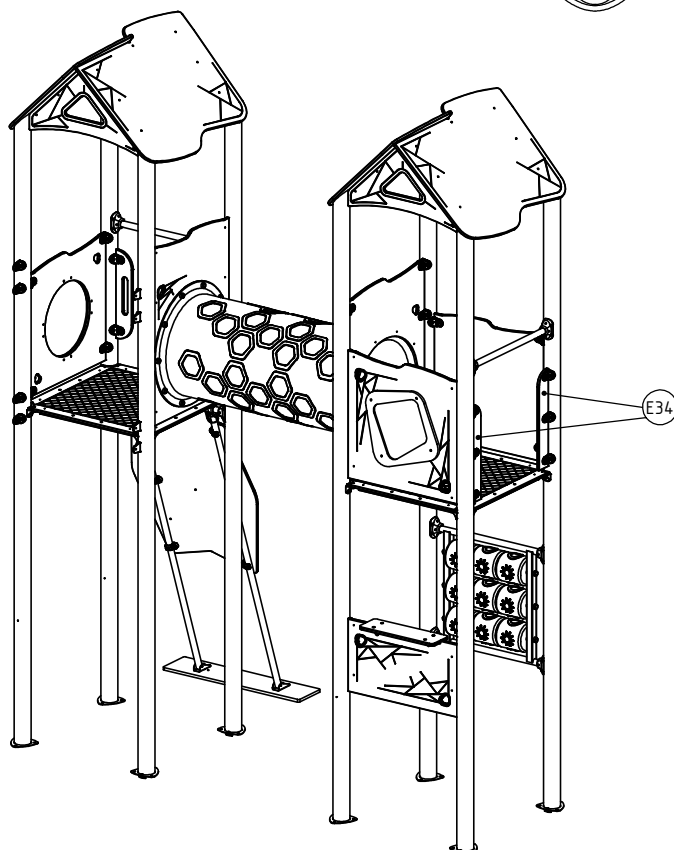


8

1108N
1108F



INST_11_68C

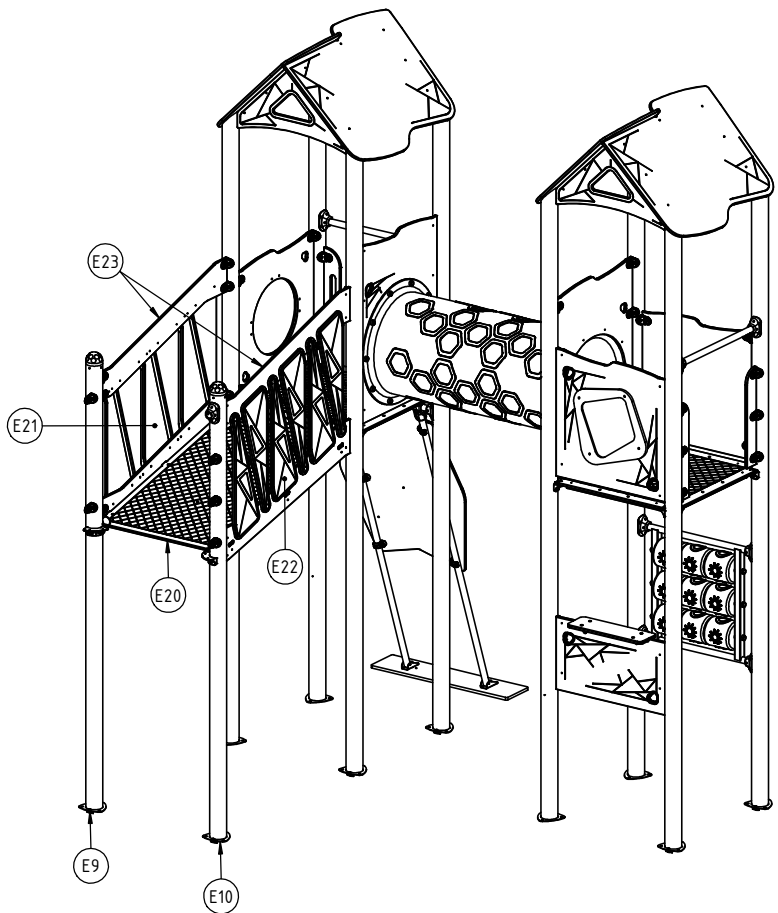


9

1108N
1108F



INST_11_51

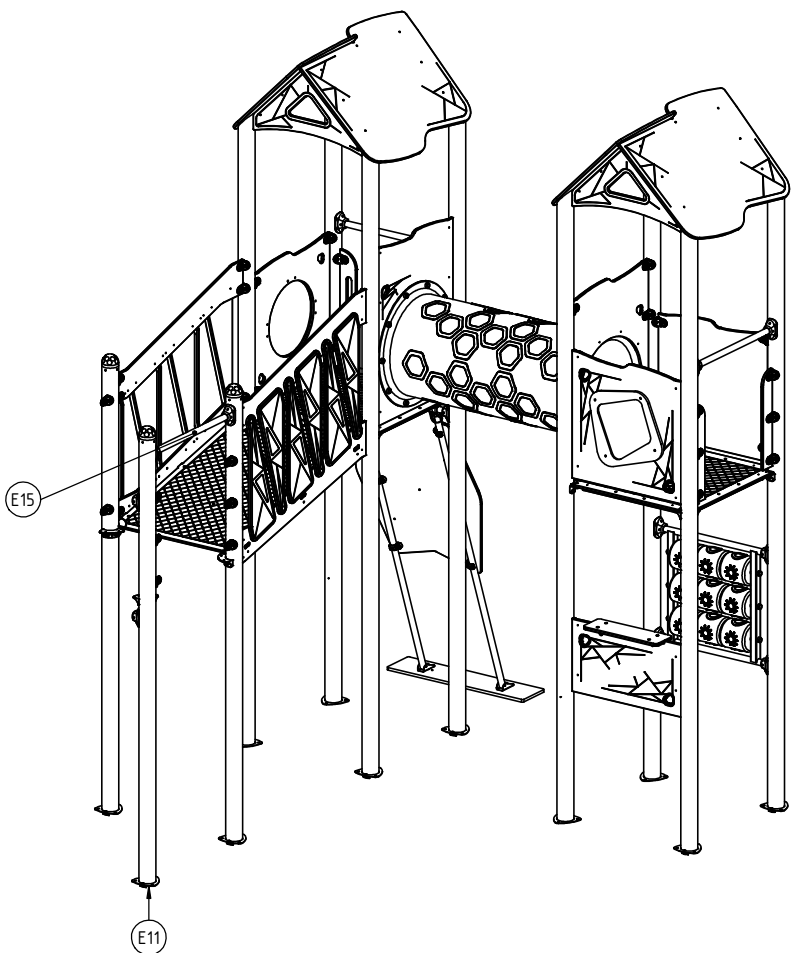


10

1108N
1108F



INST_11_18

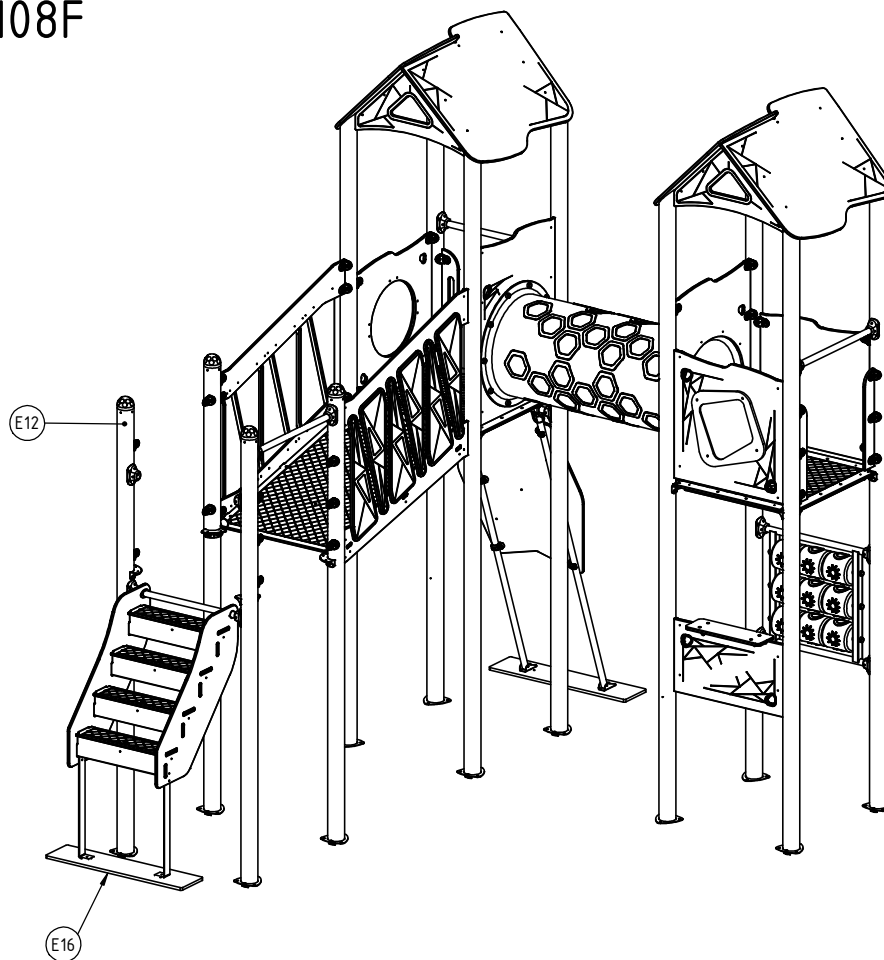


11

1108N
1108F



INST_11_62

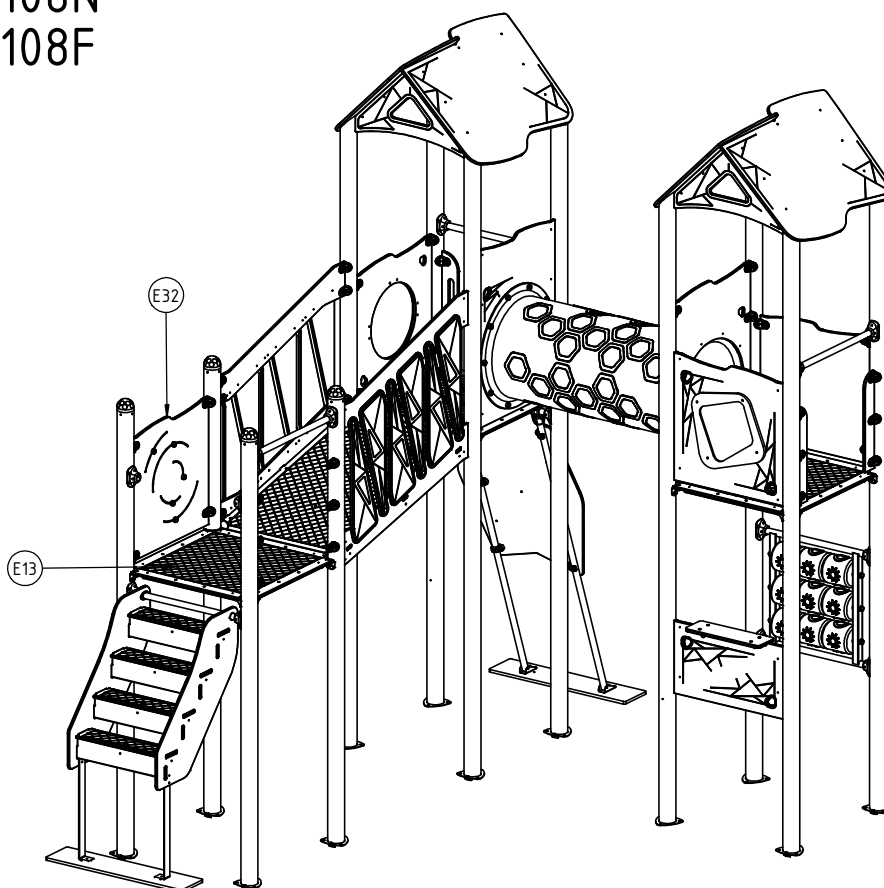


12

1108N
1108F



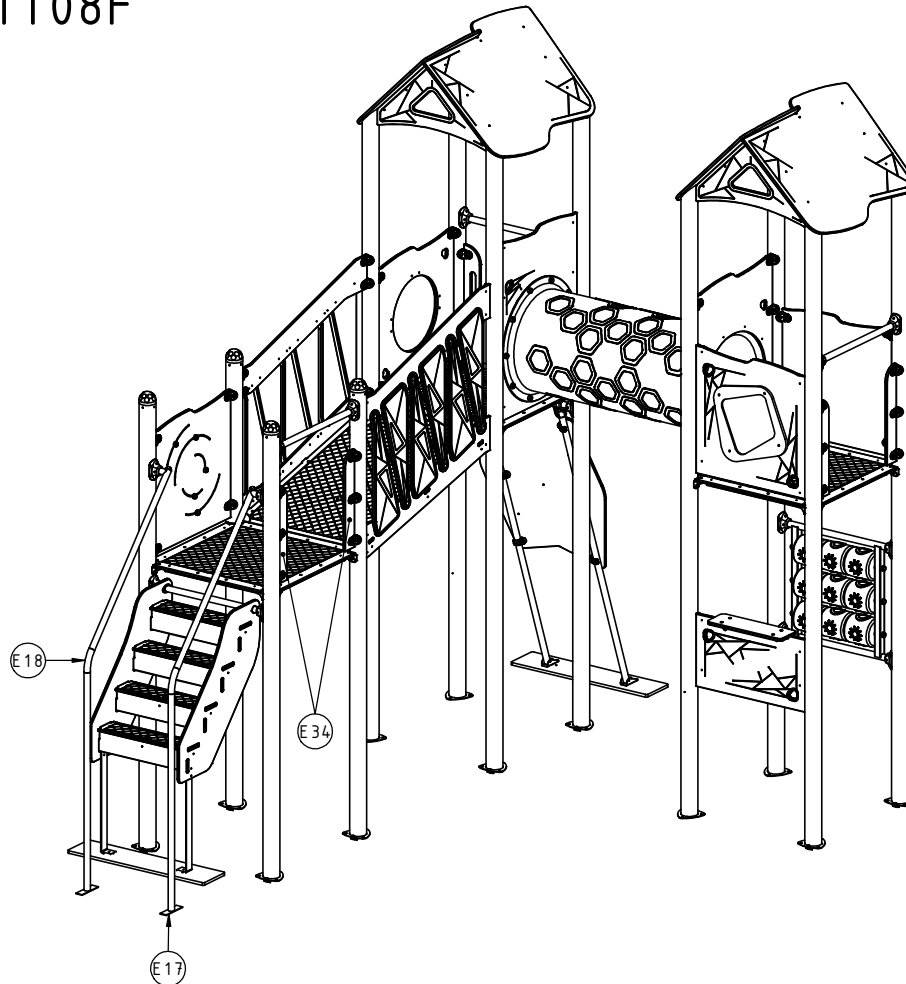
INST_11_41
INST_11_68A



13 1108N
1108F



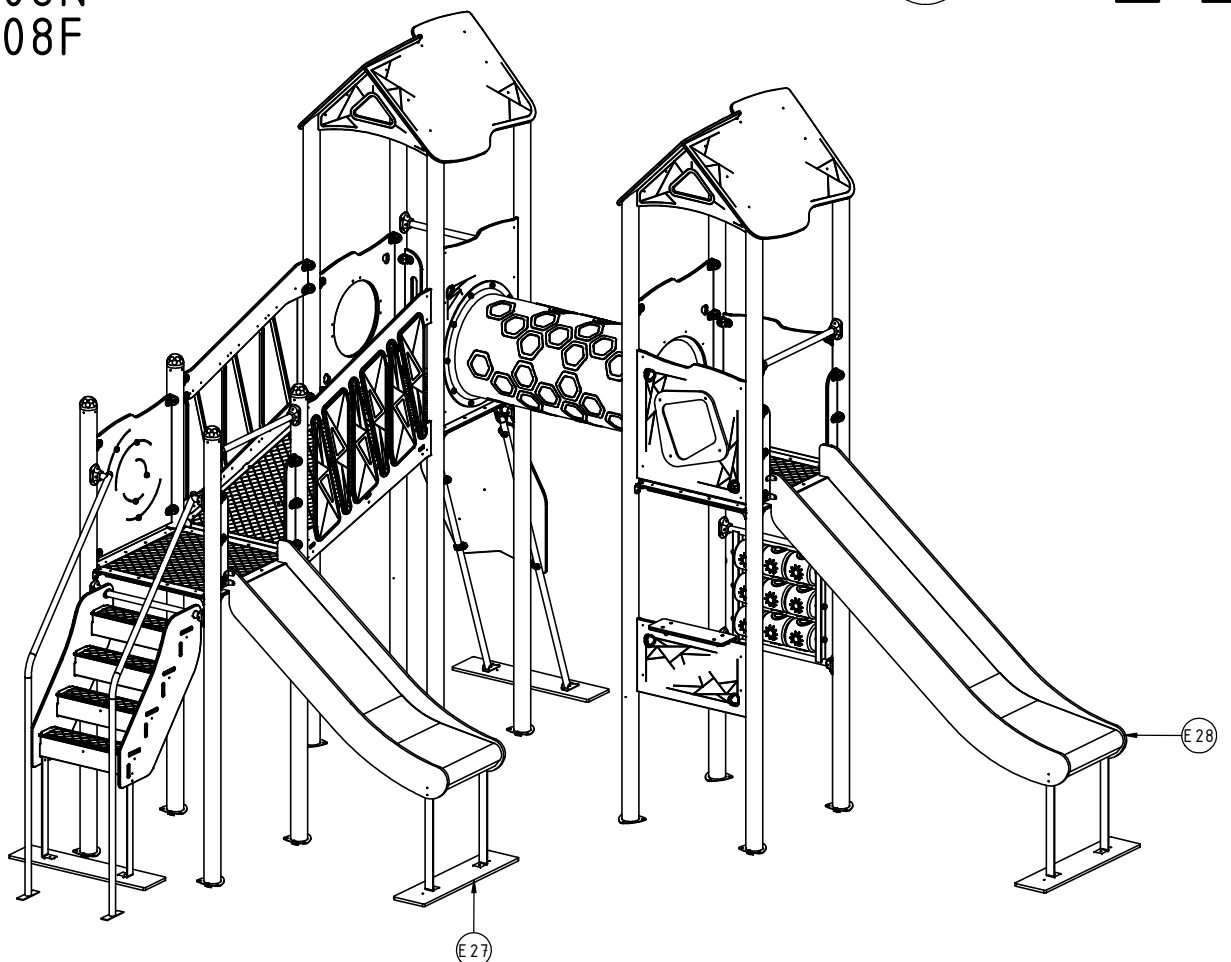
INST_11_62
INST_11_68C



14 1108N
1108F



INST_11_70

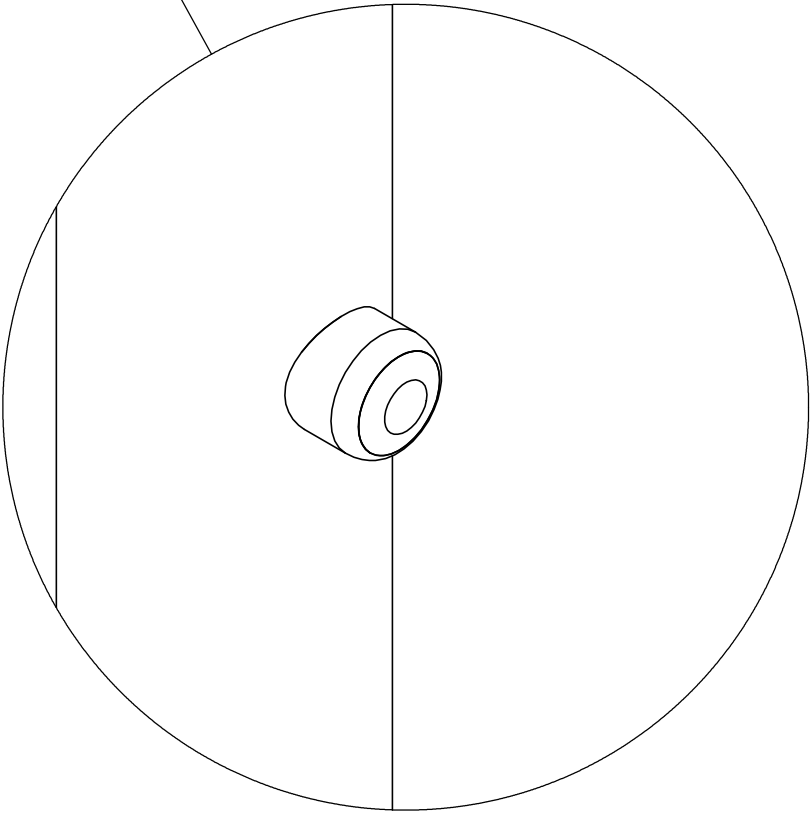



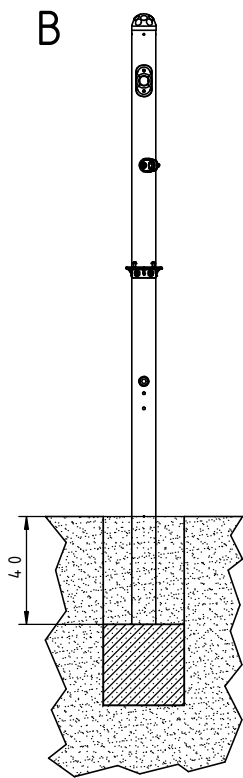
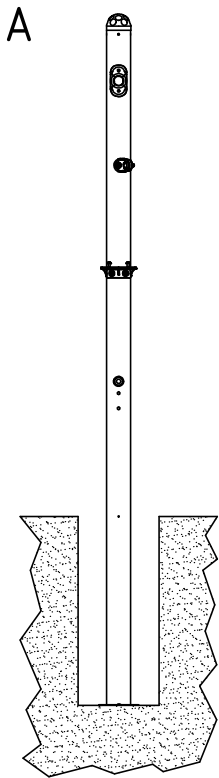
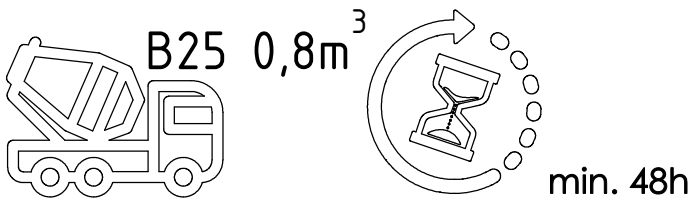
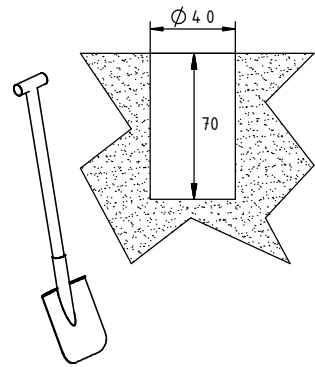
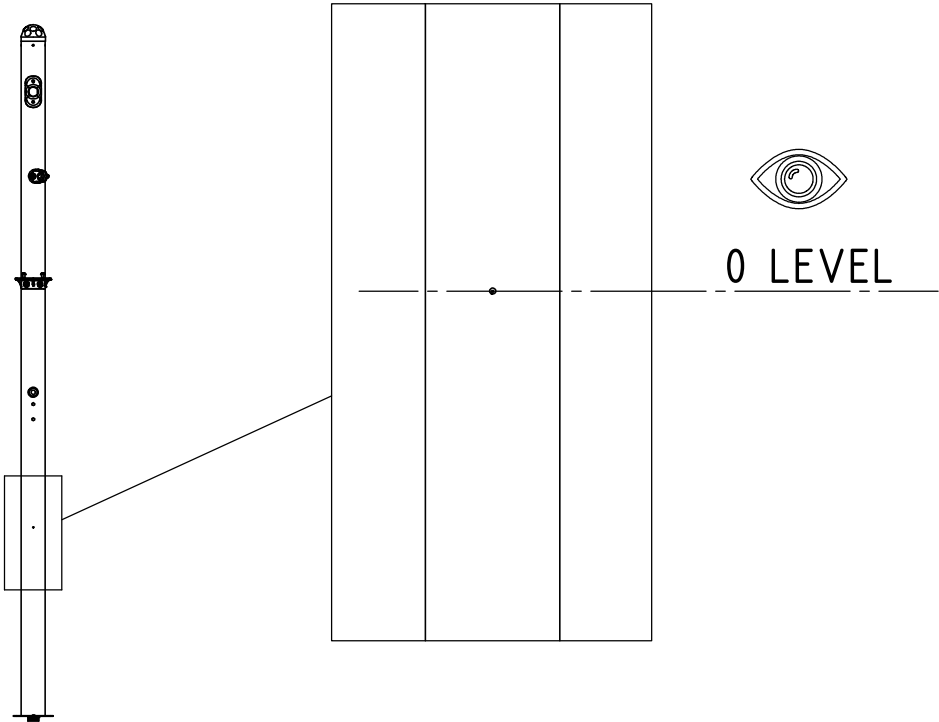
15

1108N
1108F



INST_Z_1





| Nr | Σ | Element | DIN | ELEMENT |
|----|---|---|-----|---------|
| 61 | 3 |  | - | KL105 |

